SECTIUNE LONGITUDINALA / LONGITUDINAL SECTION
Sc. 1:100

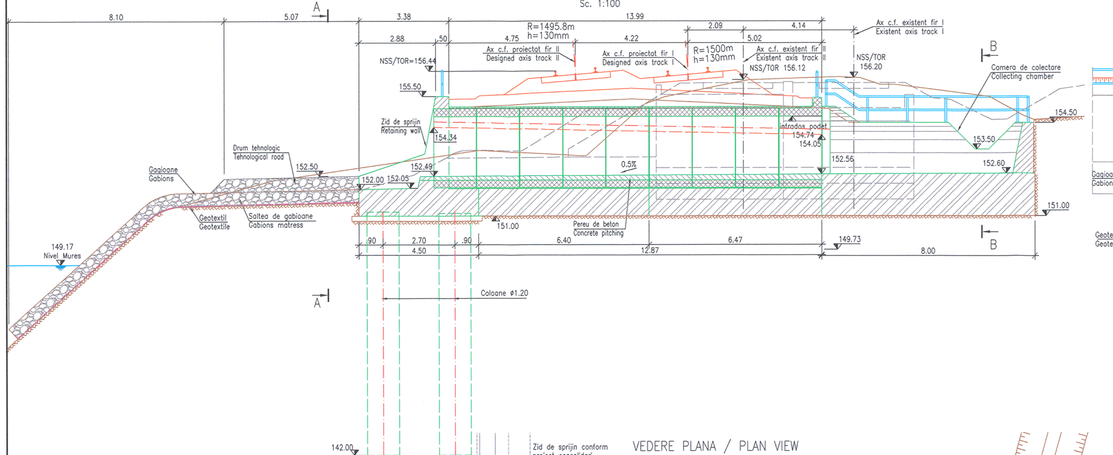

SECTIUNE / SECTION A–A
Sc. 1:100

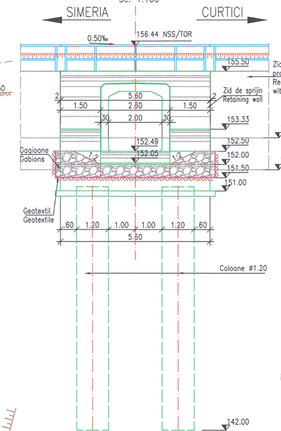

FISA FORAJULUI
SHEET OF DRILLING
KM 538+700

Sol vegetal (Vegetal soil)	154.15 / 153.75
Praf argilos plastic consistent cu plasticitate mare, granulozitate uniforma (Firm plastic clayey silt with high plasticity, granularity uniform)	153.00 / 152.85
Nisip prafos plastic surgatur cu plasticitate mijlocie, granulozitate neuniforma (Flowing plastic silty sand with middle plasticity, granularity uneven)	152.35 / 151.80
Pietris cu nisip, neuniform, galben cafeniu, umed, indesat (Gravel with sand, uneven, brown yelow, wet, dense)	151.00 / 149.15

LEGENDA BETOANELOR/CONCRETE LEGEND
conform NE 012–1:2007/SR EN 206–1

- BETON C35/45 – Clasa de expunere XC4+XD1+XF3, agregate D_{max} 22. ELEMENTE PREFABRICATE/PREFABRICATED ELEMENTS
- BETON C25/30 – Clasa de expunere XC2+XF1+XA1, agregate D_{max} 22. FUNDATII DIRECTE SI FUNDATII PROVIZORII/DIRECT FOUNDATIONS AND TEMPORARY FOUNDATIONS
- BETON C25/30 – Clasa de expunere XC4+XF3, agregate D_{max} 22. ELEVATII SI ZIDURI DE SPRIJIN/ELEVATIONS AND RETAINING WALLS
- BETON C25/30 – Clasa de expunere XC4+XF1+XM1, agregate D_{max} 16. SAPA DE PROTECTIE A HIDROIZOLATIEI/WATERPROOFING PROTECTION
- BETON C25/30 – Clasa de expunere XC4+XF3+XA1, agregate D_{max} 22. PEREU SI SCARI DE ACCES/PITCHING AND ACCES STAIRS
- BETON C16/20 – Clasa de expunere X0+XF3, agregate D_{max} 16. DREN, BETON DE PANTA SI DE EGALIZARE DRAINAGE, SLOPE AND LEAN CONCRETE

PLANURI DETALII GENERALE/GENERAL DRAWING DETAILS

ACOPERIRE ROSTURI ELEMENTE PREFABRICATE JOINTS COVERING PRECAST ELEMENTS	PT020200PO001
HIDROIZOLATIE SI SISTEM DE DRENARE PODETE WATERPROFFING AND DRAINAGE SYSTEM CULVERTS	PT020200PO002
PARAPET METALIC PODETE METALLIC HANDRAIL CULVERTS	PT020200PO003
PLAN COFRAJ CADRU TIP C3EN_m SHUTTERING PLAN FRAME TYPE C3EN_m	PT020200PO011
PLAN COFRAJ CADRU TIP C3EN_c SHUTTERING PLAN FRAME TYPE C3EN_c	PT020200PO012

OBSERVATIE:
– Pe toate suprafetele din beton in contact cu pamantul se vor aplica 2 straturi de emulsie din bitum filerizat:
– Suprafetele de beton vizibile se vor impermeabiliza.
ATTENTION:
– All concrete surfaces in contact with soil will be coated with 2 bituminouos layers:
– Waterproofing the visible concrete surfaces.

NOTA:
1. Prezentul plan s–a intocmit in baza urmatoarelor date:
– studiu topografic;
– studiu geotehnic;
2. La km 538+317, pe traseul de cale ferata proiectat, se va amplasa un podet de tip cadru C3EN, care se racordeaza amonte si aval cu ziduri de sprijin. In podetul proiectat, in podetul existent cat si intre aripile existente amonte se va executa un pereu din beton asigurandu–se astfel o panta de scurgere de 0,5% . Pe terasament se prevad scari de acces prevazute cu balustrade metalice.
3. La executie se vor respecta cu stricterea prevederile din:
– Codul de practica pentru executarea lucrarilor din beton, beton armat si beton precomprimat, indicativ NE 012;
– Codul de practica pentru executarea elementelor prefabricate din beton, beton armat si beton precomprimat, indicativ NE 013;
– Normativul pentru verificarea calitatii si receptia lucrarilor de constructii aferente, indicativ C56–85
– Caietul de sarcini.
4. Conform H.G. 766/1997 lucrarea se incadreaza in categoria "B" a constructiilor de importanta deosebita.
5. Proiectul va fi verificat de verificatori atestati MLPAT la exigentele A.4, B.2 si D.2.

NOTE:
1. This plan was prepared based on the next data:
– topo survey;
– geo–technical study;
2. At km 538+317, on the designed railway route, a box culvert type C3EN will be located, which will be connected upstream and downstream with retaining wall. In the projected culvert, in the existent culvert as well as between the existent wings upstream, a concrete pitching will be executed thus ensuring a discharge slope of 0,5%. Also, the areas between the wings from upstream and downstream will be pitched with concrete. Access steps provided with metallic handrails are provided on the embankment.
3. During execution there will be strictly observed the provisions of:
– Practice code concerning the execution of concrete, r.c. and pre–stressed concrete works, indicative NE 012
– Practice code concerning execution of concrete, r.c. and pre–stressed concrete elements, indicative NE 013;
– Normative concerning the quality check and taking–over of efferent construction work, indicative C56–85
– Technical Specifications.
4. Complying with H.G. 766/1997 this structure belongs to category "B" of importance.
5. The project will be verified at A.4, B.2 and D.2 requirements.

CONVOI DE CALCUL LM71
CALCULATION CONVOY LM71

VEDERE PLANA / PLAN VIEW
Sc. 1:100

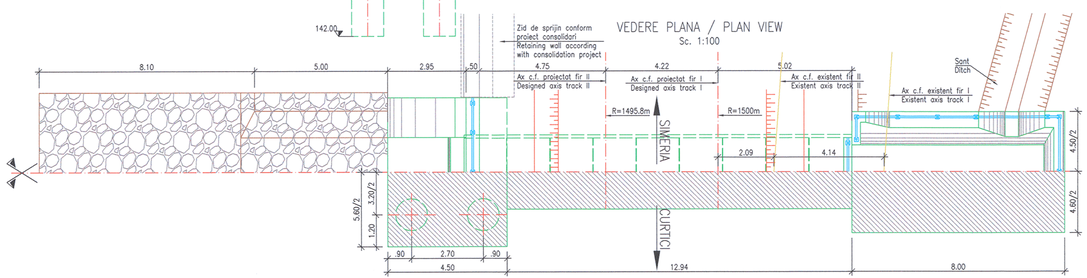

PLANUL FUNDATIILOR / FOUNDATIONS PLAN

SECTIUNE / SECTION B–B
Sc. 1:100

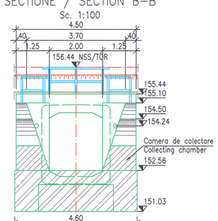

RACANEL I. IONUT-RADU
ROMANIA
Nr. 07230
A4, B2, D
INGINER
VERIFICATOR PROIECTE

Prezentul plan anuleaza si inlocuieste versiunea anterioara
This plan cancels and replaces previous version

Verificator / Expert Checker / Expert	Cerinta Requirement	Semnatura Signature	Referat / Expertiza Report / Expertise

European Investment Bank

MINISTERUL TRANSPORTURILOR

BENEFICIAR / BENEFICIARY :

CFR
COMPANIA NAŢIONALĂ DE CĂI FERATE "CFR" SA

PROIECTANT / DESIGNER: PÖYRY			Data Date	Semnatura Signature
Aprobat Approved	Sef de echipa Team leader	C. Teodorescu	01.2013	
Verificat Checked	Expert Cheie Key Expert	R. Tudorascu	01.2013	
Subcontractant / Subcontractor VIOTOP				
Aprobat Approved	Adjunct Sef de echipa Deputy Team leader	A.M. Baicu	01.2013	
Proiectat Designed	Inginer Engineer	C. Onu	01.2013	

SIMESCU C. CONSTANTIN
ROMANIA
MLPAT
NR: 1107
A4, A7, B4, B5, B6
D1, D2, D3, D4
VERIFICATOR PROIECTE

"Reabilitarea liniei c.f. Frontier à - Curtici - Simeria, parte componentà a coridorului IV Pan - European pentru circula ţia trenurilor cu viteză maximă de 160 km/h"
Tronsonul 2-B : cap Y Bărzava - cap Y Iltеu
"Rehabilitation of the Railway Line Border - Curtici - Simeria, component Part of the IV Pan - European Corridor for the Trains Circulation with maximum speed of 160 km/h"
Section 2-B : end Y Bărzava - end Y Iltеu

Project 9i 35311.1

Faza / Phase: PTH+CS / TD+TS

Denumire desen / Drawing name:

DISPOZITIE GENERALA / GENERAL LAYOUT
PODET / CULVERT KM pr. 538+317 (ex. 542+023)

Scara / Scale	Revizia / Revision	Cod desen / Drawing Code	Nr / No
1:100	1 / 04.2013	PT.02.02.15.PO.10.03	03